







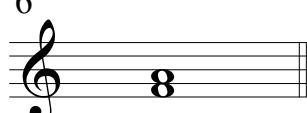
















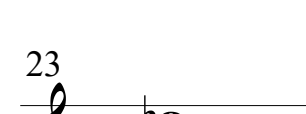

Intervalos Cromáticos I

(Intervalos Maiores, Menores, Justos, Diminutos e Aumentados)

Nomeie os intervalos.

Use "M" para intervalos maiores,
 "m" para intervalos menores,
 "J" para intervalos justos,
 "o" ou "dim" para intervalos diminutos e
 "+" ou "Aum" para intervalos aumentados.

Exemplo  5°

1 	2 	3 	4 
_____	_____	_____	_____
5 	6 	7 	8 
_____	_____	_____	_____
9 	10 	11 	12 
_____	_____	_____	_____
13 	14 	15 	16 
_____	_____	_____	_____
17 	18 	19 	20 
_____	_____	_____	_____
21 	22 	23 	24 
_____	_____	_____	_____