










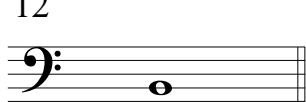
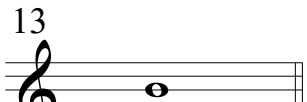

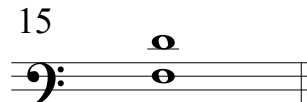











# Intervalos Maiores, Menores e Justos III

Nomeie os intervalos.

Use "M" para intervalos maiores,  
 "m" para intervalos menores e  
 "J" para intervalos justos.

Exemplo   
 3m

1  _____	2  _____	3  _____	4  _____
5  _____	6  _____	7  _____	8  _____
9  _____	10  _____	11  _____	12  _____
13  _____	14  _____	15  _____	16  _____
17  _____	18  _____	19  _____	20  _____
21  _____	22  _____	23  _____	24  _____